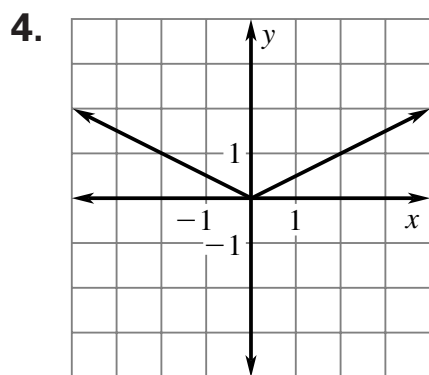


ANSWERS FOR 2.8

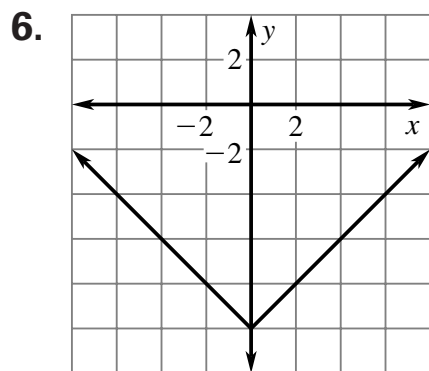
For use with pages 125–128

2.8 Guided Practice

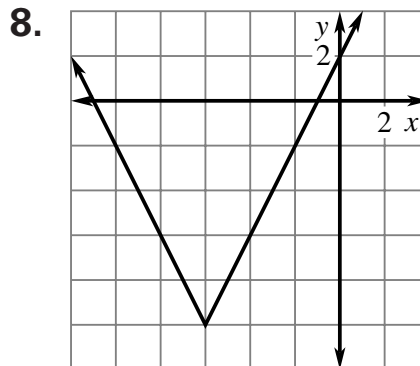
2. If a is positive, it opens up; if a is negative, it opens down. If $a < 1$, the graph is wider than $y = |x|$. If $a = 1$, the graph has the same shape as that of $y = |x|$. If $a > 1$ the graph is narrower.



$(0, 0)$; opens up; wider



$(0, -10)$; opens up; same width



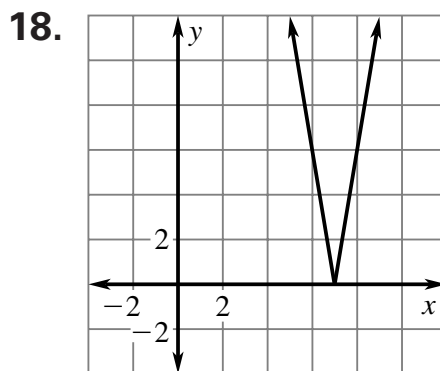
$(-6, -10)$; opens up; narrower

10. $y = |x - 4| + 1$

2.8 Practice and Applications

12. B 14. A

16. A

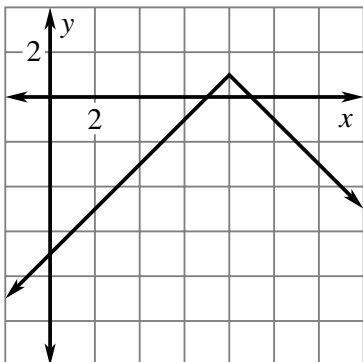


$(7, 0)$; opens up; narrower

ANSWERS FOR 2.8 (CONT.)

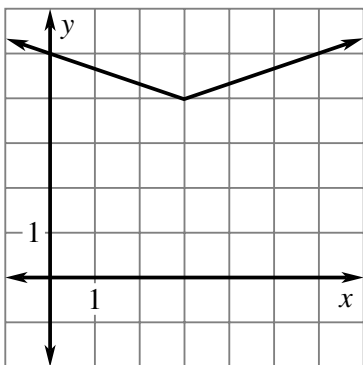
For use with pages 125–128

20.



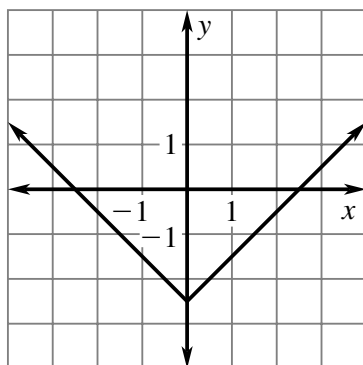
(8, 1); opens down; same width

22.



(3, 4); opens up; wider

24.



$(0, -\frac{5}{2})$; opens up; same width

26. 6; -6

28. $-\frac{1}{10}; \frac{1}{10}$

30. 6.5; -2.5

32. -1.5

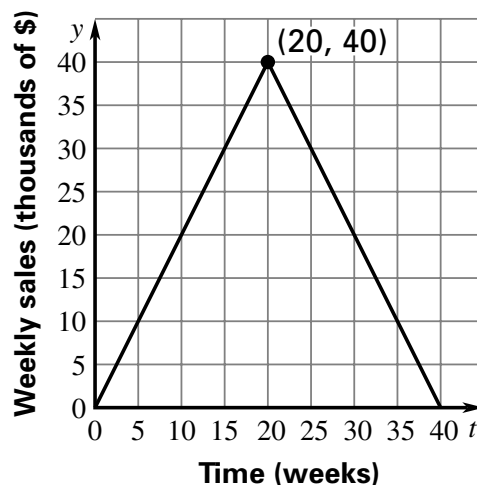
34. $y = 2|x|$

36. $y = \frac{1}{2}|x + 2|$

38. $y = -\frac{1}{3}|x - 2| + 6$

40.

Music Single Sales

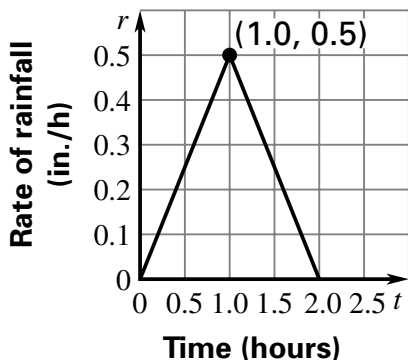


ANSWERS FOR 2.8 (CONT.)

For use with pages 125–128

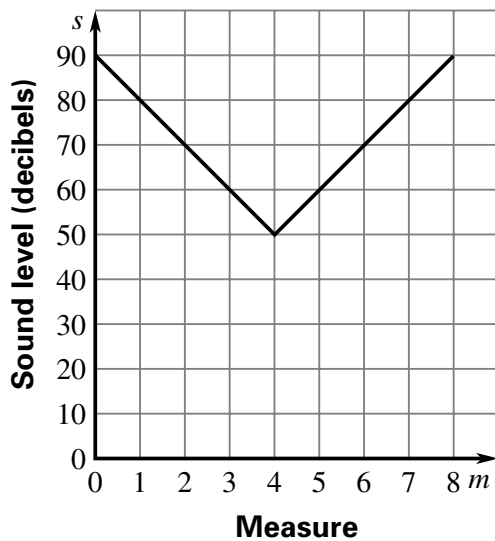
42.

Rainstorm Log

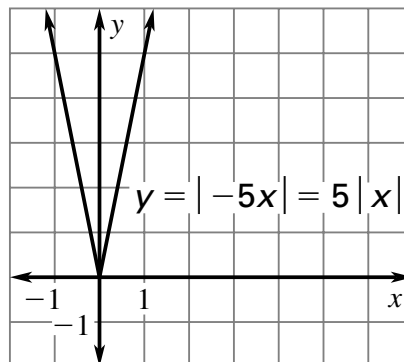


44.

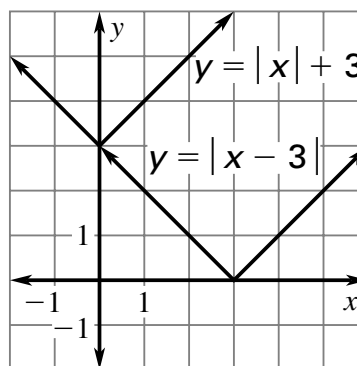
Orchestra Directions



52.



54.

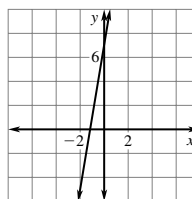


2.8 Mixed Review

56. $y = \frac{3}{5}x - \frac{8}{5}$

58. $y = -\frac{2}{15}x - \frac{2}{3}$

60.



46. $y = -\frac{12}{7}|x - 6| + 8$; yes

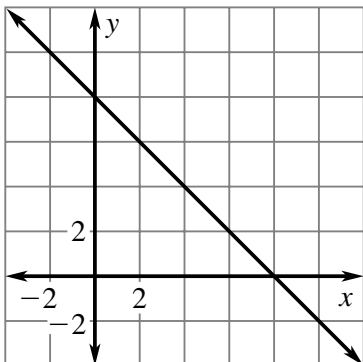
48. $y = -37.9|x| + 853$

50. D

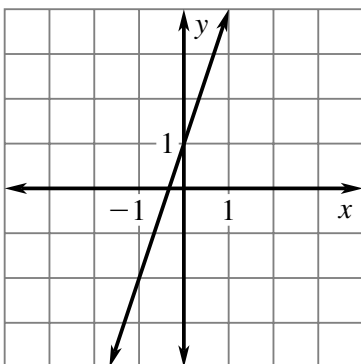
ANSWERS FOR 2.8 (CONT.)

For use with pages 125–128

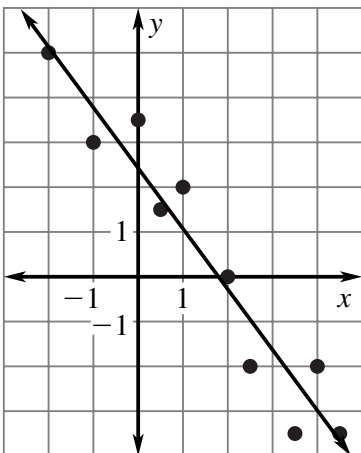
62.



64.

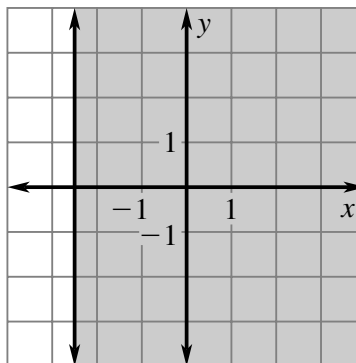


66.

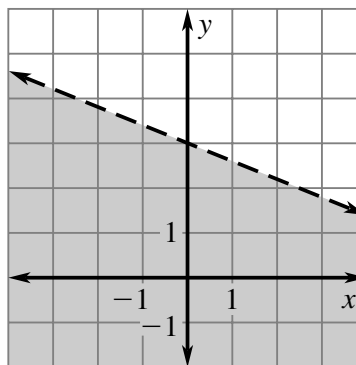


Quiz 3

2.

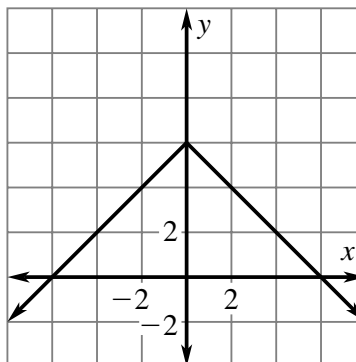


4.



6. 5

8.



10. $y = \frac{3}{2}|x - 2|$

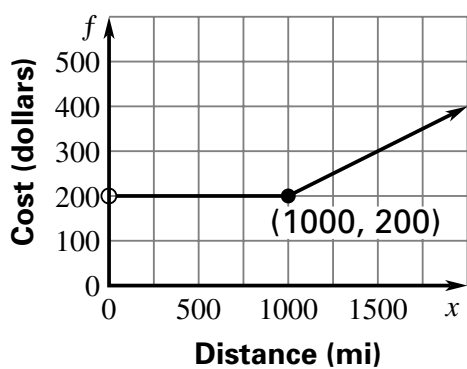
ANSWERS FOR 2.8 (CONT.)

For use with pages 125–128

12. $y = \frac{1}{3}|x + 1| + 2$

14. $f(x) = \begin{cases} 200, & \text{if } 0 < x \leq 1000 \\ 0.2x, & \text{if } x > 1000 \end{cases}$

Rental Charges



\$240